



MAAA FLIGHT PROFICIENCY SCHEME
FLIGHT REQUIREMENTS & TEST CHECK SHEET

HELICOPTER – BRONZE WINGS

This Test is to be assessed by an MAAA Helicopter Instructor.

The requirements specified have been determined by the MAAA and are not to be varied.

Bronze Wings (Helicopter) are awarded when a member demonstrates, in the course of one session that he/she has the skills to perform the listed manoeuvres, detailed in the diagrams provided (ANNEX C3), in a safe, confident and competent manner.

This is to certify that AUS

of P/Code

Club **Note address below if wings to be sent to Club**

has demonstrated the degree of proficiency in radio controlled flying of model aircraft to be awarded the MAAA Bronze Wings (Helicopter).

.....
 Signature MAAA Instructor's Name (BLOCK LETTERS) AUS No. Date

At the successful completion of the test this form shall be completed by the Instructor and sent to the **State Association.**

Note: Wings will be sent to Pilot unless Club address is noted below.

	Manoeuvres	Flight
1	Pre-flight Training (must be completed prior to flying) Dexterity of the pilot with his equipment Theoretical knowledge Pre-flight checks including arming electric motors if appropriate and radio range checks	
2	Lift off to eye-level height, hover for ten seconds and land.	
3	Lift off to skid eye level height, briefly hover, followed by a straight outward flight of 10 metres, briefly hover, then return tail first in straight flight, briefly hover and land.	
4	Lift off to skid eye level height and stop. Model turns 90 degrees left or right, then without pausing, turns through 180 degrees (tail towards pilot), then without pausing turns 90 degrees back to tail-in to the pilot, pauses then lands.	
5	Lift off to eye level, briefly hover, then execute a vertical rectangle, 5m high and 10m wide, returning to the point above the start point, briefly hover and land.	
6	Lift off to eye level, briefly hover, then turning fly slowly and smoothly left or right at a constant height a distance of 10m, then without stopping, turn away from the pilot and fly back towards the starting point continuing a further 10m on the opposite side before turning away from the pilot and returning to the point above the starting point, brief hover and land.	
7	Hover the model to a position approximately 10m above ground and 10m directly to the side (downwind) of the landing position (Central Helipad). Perform a 45 degree descent to the landing position where the model hovers briefly and lands.	

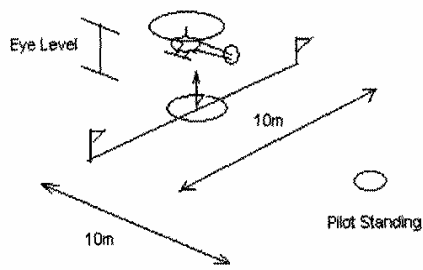
Manoeuvres are to be executed with the pilot standing a minimum distance of 10 metres behind the Central Helipad, using a flight line layout with one flag or marker located 5 metres to each side of the Central Helipad. All manoeuvres are flown tail toward the pilot except where specified.

Wings to be sent to Pilot? YES / NO (If NO, note address below)

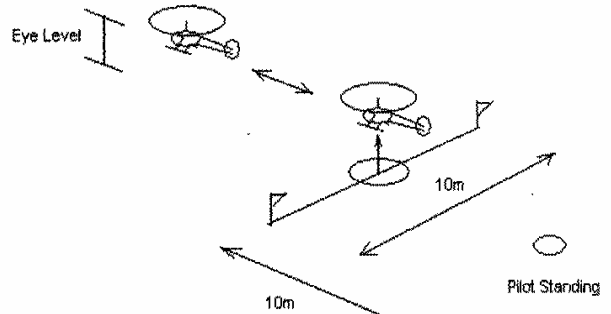
 Strike out as applicable

..... Post Code:

BRONZE WINGS TEST

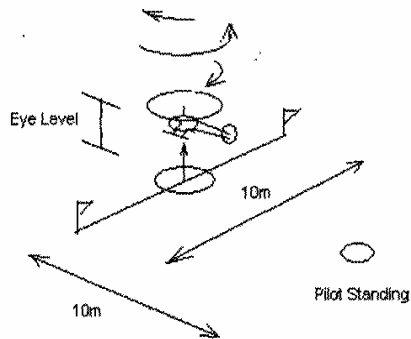


2 Hover

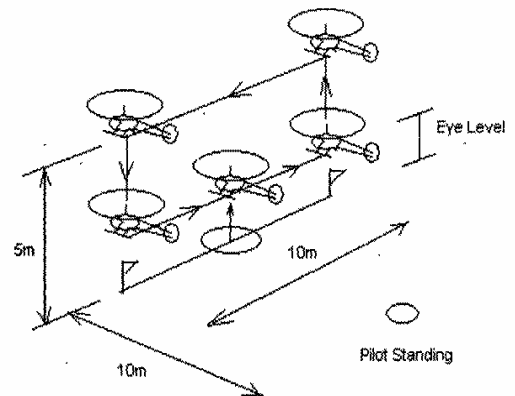


3 Straight Flight

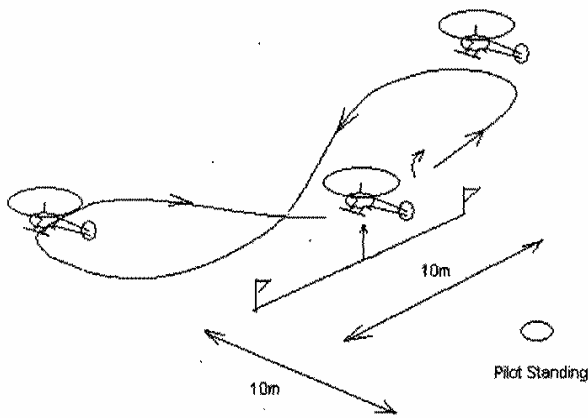
Preferred Wind



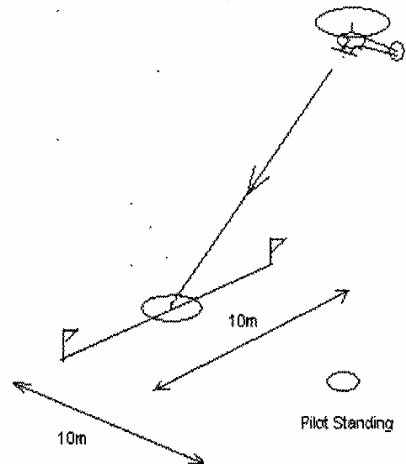
4 Half and Quarter Pirouette



5 Vertical Rectangle



6 Lazy Eight



7 45 Degree Descent